



AI-Driven Business Insights in a Self-Service Reporting Platform

PPW Insights



PPW Insights is a powerful new add-on feature to PPW that uses AI and machine learning within PPW. This tool empowers your company to track profitability and ensure compliance, offering visibility into key metrics such as month-over-month or year-over-year volume, client and vendor margins, and vendor compliance. Insights serves as a vital component in enhancing your operations by providing clear visibility into your business.

How Does It Work?

PPW Insights is an entirely self-service online reporting tool supported by integrated artificial intelligence. You don't need development support or specially trained report authors to use or set it up. With PPW Insights, you can easily navigate and search data using PPW data fields directly within the platform.

Time and Money Saving Features

PPW Insights is constantly learning. Not only can you use everyday language and industry-specific terms to search and organize your data, but as updated terms emerge and familiar terms evolve, PPW Insights will learn and incorporate them into its search algorithms. With Insights, there's no need to export data from PPW to an external analytics tool. The capability is seamlessly integrated right within PPW.

Smart and Helpful

Any data point can be added to your dashboard from anywhere within PPW Insights. Right click the data's icon and select "Pin."



Your BI-reporting assistant

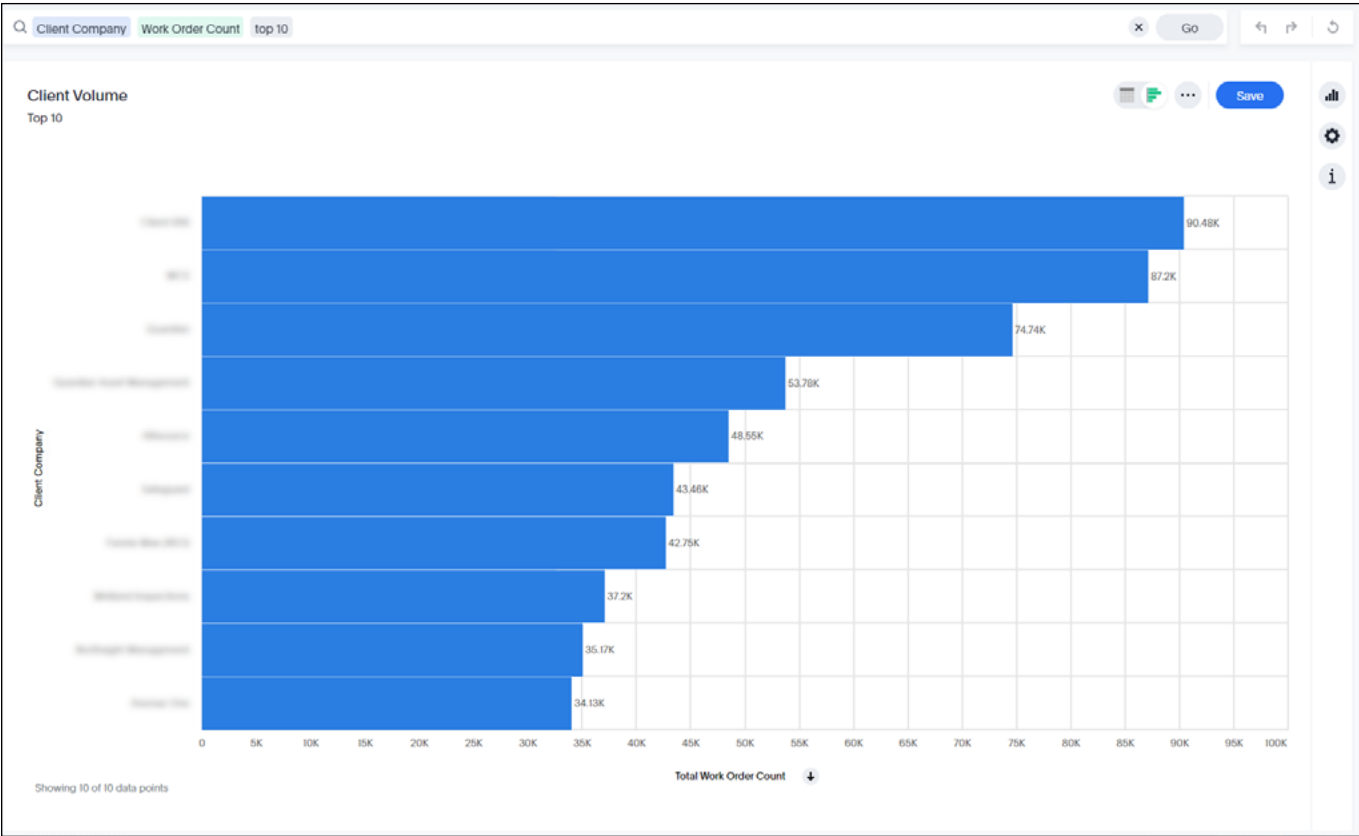
PPW Insights learns your most common data searches and automatically recommends your most commonly used reporting features.



Creating and Sharing Reports

In PPW Insights, reports are built by creating “Answers” and collecting them on “Liveboards.” Answers can be collected from queries your team members have resolved, from other people’s Liveboards, from insights generated by PPW Insight’s AI, and from your personal searches. For example? Say you wanted to know who your top 10 clients are by work order volume?

- You could type “Client Company Work Order Count Top 10”
- Add the generated Answers to a Liveboard
- Then organize, share, or reuse that Liveboard later

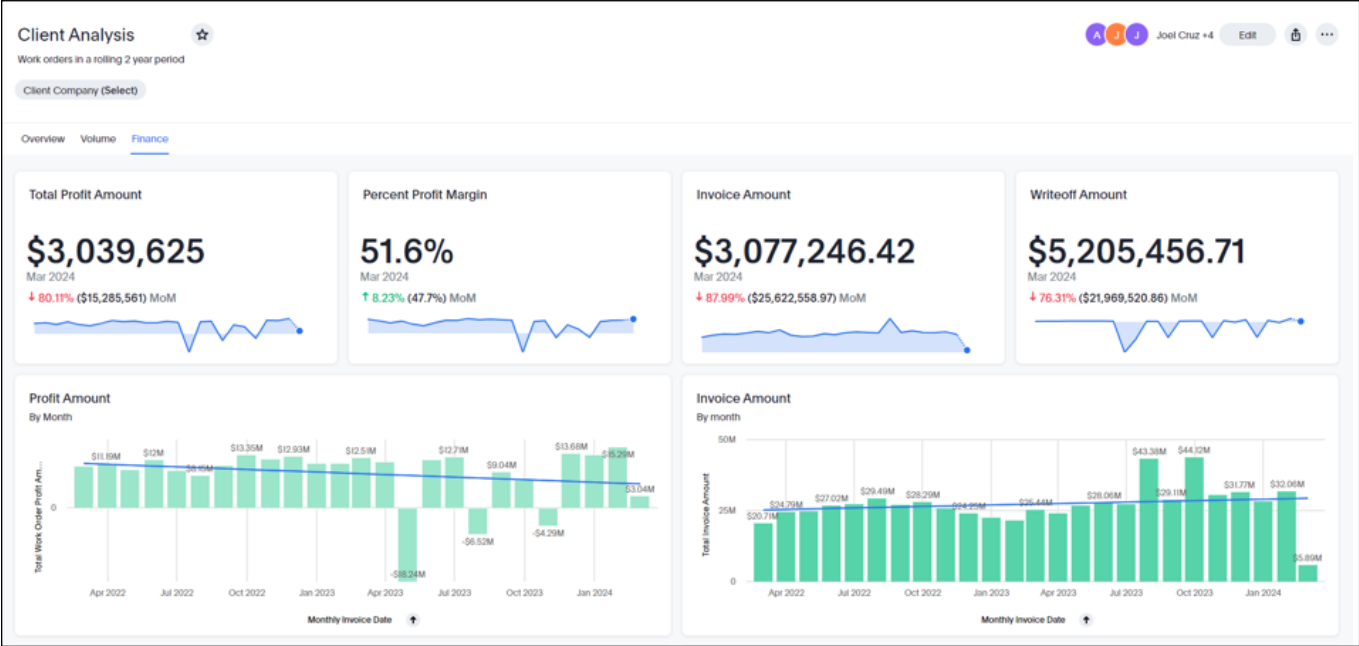
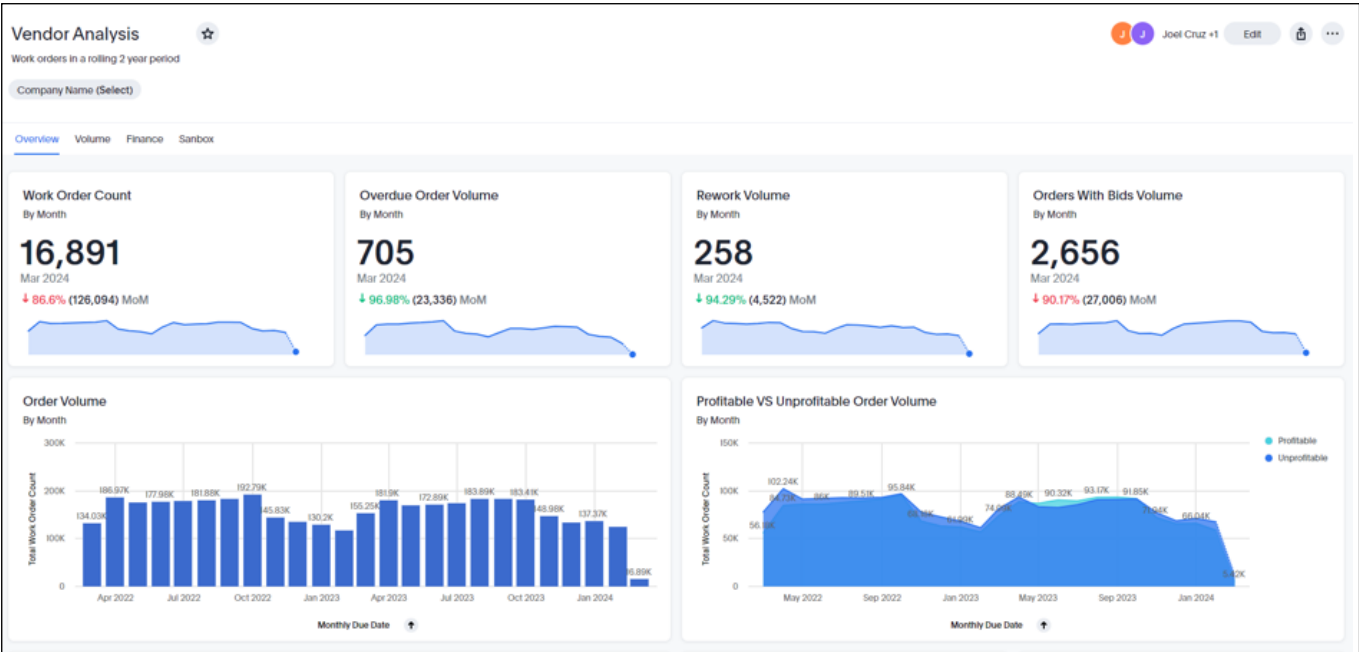


| Custom reports and charts could include: | | |
|--|-----------------------|-----------------------------------|
| Overdue order volume | Open orders with bids | Invoice amount this month or year |


Tip: The more you use PPW Insights, the smarter the program becomes. Autocomplete is driven by your personal searches as well as the searches of others within your company.

Creating and Using Your Liveboards

Generate custom visualizations directly from PPW. You can create and pin key data points and visualizations for easy reference and enterprise-wide sharing.



| Visualized KPIs are virtually endless but could include: | | |
|--|--|---|
| Profitable work order count | Vendor rework counts by work type and work type category | Work order volume based on state, county, or ZIP code |
| Profitability of order based on work type | Profitability of order based on vendor or client | Potential revenue based on unapproved bids |



Activating PPW Insights

PPW Insights is a reporting tool that is available to PPW customers call for our introductory pricing.



+1.800.888.4476 / info@verisk.com / verisk.com