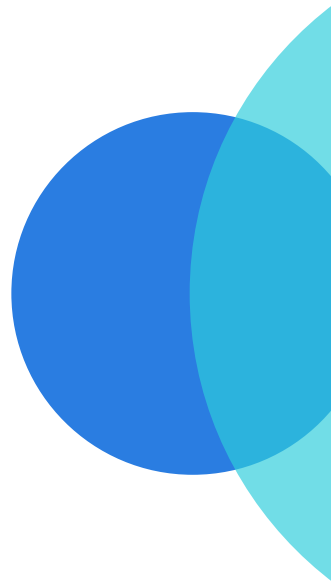




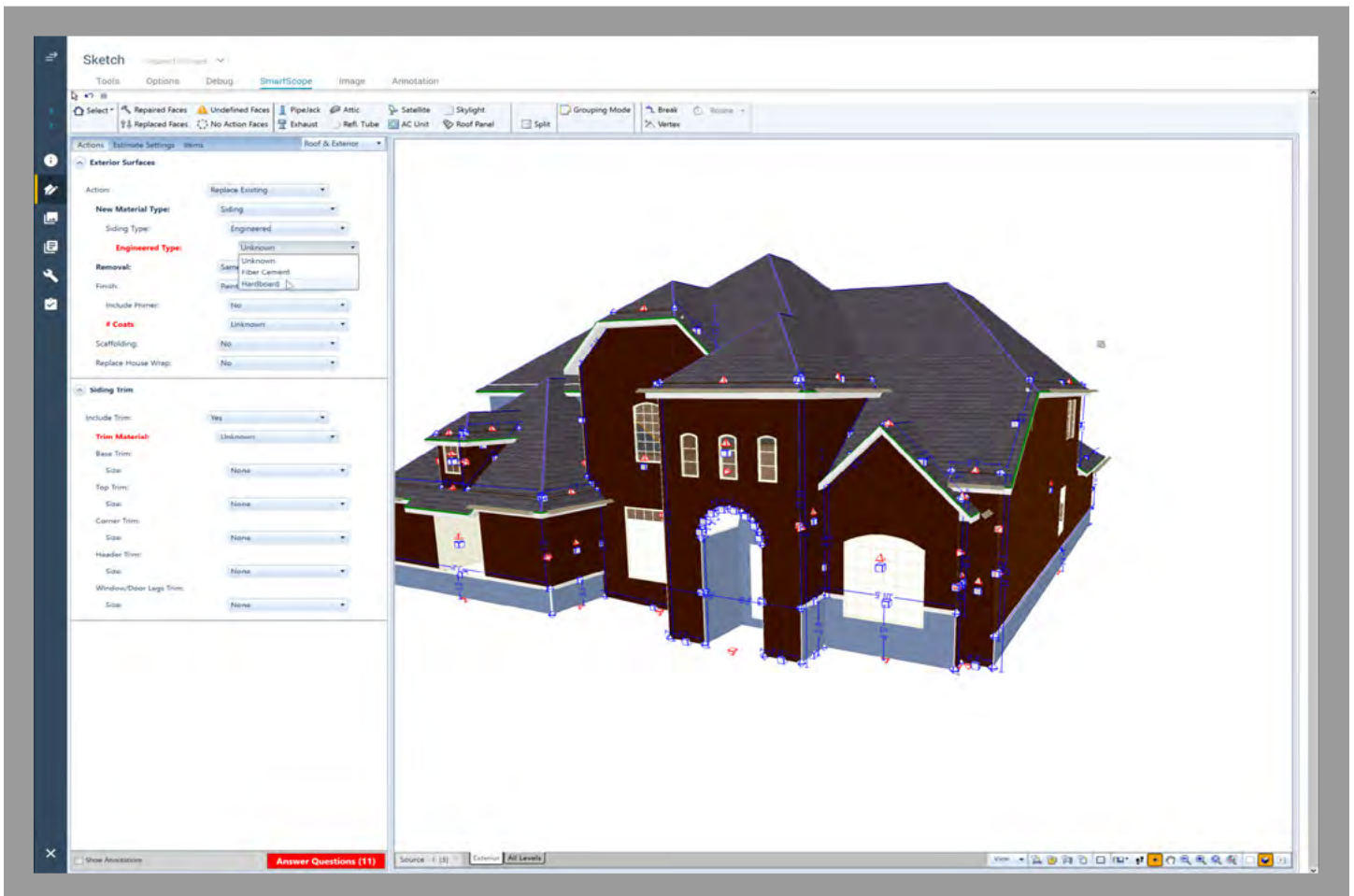
# XactScope for Roofs and Exteriors



From initial scope to final estimate, the automation tools in Xactimate Sketch will easily guide your scoping to quickly create precise and consistent estimates for exteriors and roofs of all kinds.

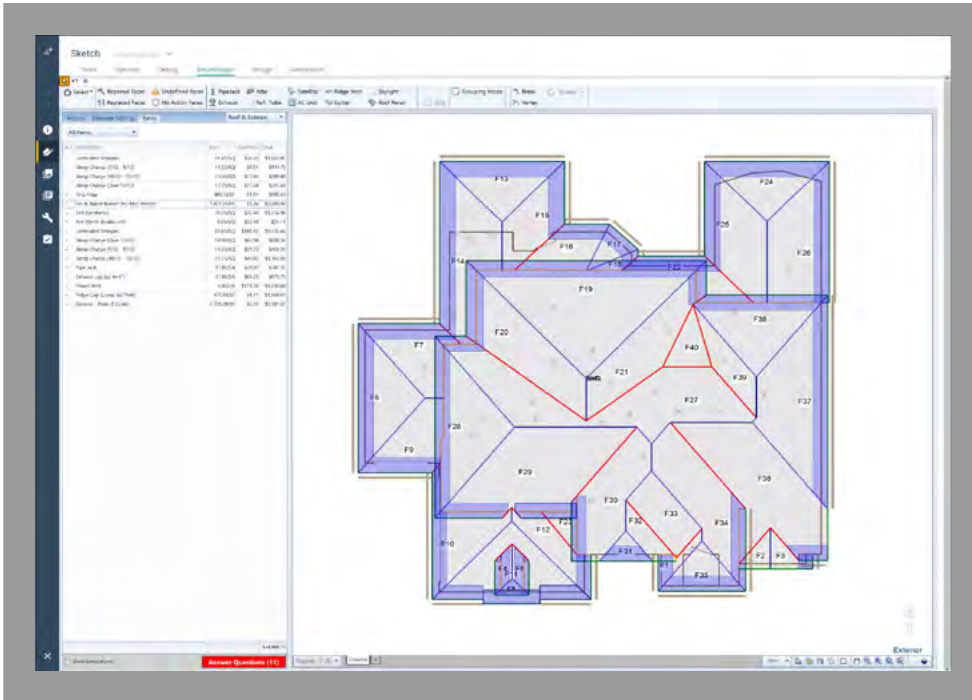
## Use the XactScope tab

Find Xactimate Roof and Exterior under the XactScope® tab available in Xactimate desktop (X1) and online.



## Intuitive roof estimating

XactScope® for roofs lets you select the facet (or entire roof), determine whether you prefer to repair or replace, and indicate if material removal is required. With a few more inputs during the initial scope, your entire estimate is complete—down to the line item level, including steep charges, ice and water shield, felt, pipe jacks, turtle vents, and more.



## Faster exterior estimating

Using XactScope's embedded scoping tools, you can apply siding, paint, trim, gutters, weather striping, and more—even account for wainscoting and wall elevations—to quickly generate full exterior estimates in a fraction of the time.

## Import aerial images and wireframes

The roof and exteriors automation capability is available for many imported aerial imagery providers.

## Available with Xactimate Professional

XactScope features are **available only with your Xactimate Professional license**. To learn more about XactScope or to upgrade your Xactimate subscription, call Xactware sales Call Sales at 801.424.9228.



**Sales**

801.424.9228

[xsales@verisk.com](mailto:xsales@verisk.com)

[verisk.com](https://www.verisk.com)